



Relays, Contactors & Switches > Relays > Power Relays



Power Relay Type: **Industrial Panel Plug-In**

Coil Magnetic System: **Monostable, AC**

Coil Power Rating Class: **[.5 – 1 VA]**

Coil Power Rating AC: **.58 VA, .76 VA**

Coil Resistance: **350 Ω**

Features

Product Type Features

| | |
|------------------|--------------------------|
| Power Relay Type | Industrial Panel Plug-In |
|------------------|--------------------------|

Electrical Characteristics

| | |
|--|----------------------------|
| Insulation Initial Dielectric Between Coil & Contact Class | 4000 V |
| Insulation Initial Dielectric Between Contacts & Coil | 4000 Vrms |
| Actuating System | AC |
| Insulation Initial Dielectric Between Open Contacts | 1000 Vrms |
| Contact Limiting Making Current | 30 A |
| Contact Limiting Short-Time Current | 300 A |
| Contact Limiting Continuous Current | 16 A |
| Insulation Creepage Class | 5.5 – 8 mm |
| Insulation Initial Dielectric Between Adjacent Contacts | 2500 Vrms |
| Insulation Creepage Between Contact & Coil | 8 mm [.315 in] |
| Contact Limiting Breaking Current | 16 A |
| Coil Magnetic System | Monostable, AC |
| | .5 – 1 VA |
| Coil Power Rating AC | .58 VA, .76 VA |
| Coil Resistance | 350 Ω |
| Coil Special Features | UL Coil Insulation Class F |
| Coil Voltage Rating | 24 VAC |
| Contact Switching Load (Min) | 10mA @ 12V |

| | |
|---------------------------------|---------|
| Contact Switching Voltage (Max) | 400 VAC |
|---------------------------------|---------|

| | |
|------------------------|---------|
| Contact Voltage Rating | 240 VAC |
|------------------------|---------|

Body Features

| | |
|-----------------------------|--|
| Insulation Special Features | 5000V Initial Surge Withstand Voltage between Contacts & Coil, Tracking Index of Relay Base PTI175 |
|-----------------------------|--|

| | |
|----------------|---------------|
| Product Weight | 16 g[.565 oz] |
|----------------|---------------|

Contact Features

| | |
|---------------------|---------------|
| Contact Arrangement | 1 Form C (CO) |
|---------------------|---------------|

| | |
|-----------------------|-----------------|
| Contact Current Class | 10 – 20 A, 16 A |
|-----------------------|-----------------|

| | |
|------------------------------|------|
| Contact Current Rating (Max) | 16 A |
|------------------------------|------|

| | |
|------------------|-----------|
| Contact Material | AgNi90/10 |
|------------------|-----------|

| | |
|-------------------------|---|
| Contact Number of Poles | 1 |
|-------------------------|---|

| | |
|---------------------|---------|
| Relay Terminal Type | Plug-In |
|---------------------|---------|

Mechanical Attachment

| | |
|---------------------|--------|
| Relay Mounting Type | Socket |
|---------------------|--------|

Dimensions

| | |
|---------------------------|------------|
| Length Class (Mechanical) | 25 – 30 mm |
|---------------------------|------------|

| | |
|----------------------------|----------|
| Insulation Clearance Class | 5 – 8 mm |
|----------------------------|----------|

| | |
|---------------------------|------------|
| Height Class (Mechanical) | 25 – 30 mm |
|---------------------------|------------|

| | |
|---|---------------|
| Insulation Clearance Between Contact & Coil | 8 mm[.315 in] |
|---|---------------|

| | |
|--------------------------|------------|
| Width Class (Mechanical) | 12 – 16 mm |
|--------------------------|------------|

| | |
|---------------|----------------|
| Product Width | 13 mm[.512 in] |
|---------------|----------------|

| | |
|----------------|-----------------|
| Product Length | 29 mm[1.142 in] |
|----------------|-----------------|

| | |
|----------------|-------------------|
| Product Height | 25.6 mm[1.008 in] |
|----------------|-------------------|

Usage Conditions

| | |
|---|------------|
| Environmental Ambient Temperature Class | 50 – 70 °C |
|---|------------|

| | |
|---|---------------|
| Environmental Ambient Temperature (Max) | 70 °C[158 °F] |
|---|---------------|

| | |
|-----------------------------|-------------|
| Operating Temperature Range | -40 – 70 °C |
|-----------------------------|-------------|

Packaging Features

| | |
|------------------|------|
| Packaging Method | Tube |
|------------------|------|

Product Compliance




[For compliance documentation, visit the product page on TE.com>](#)

| | |
|---|---|
| EU RoHS Directive 2011/65/EU | Compliant |
| EU ELV Directive 2000/53/EC | Compliant |
| China RoHS 2 Directive MIIT Order No 32, 2016 | No Restricted Materials Above Threshold |
| EU REACH Regulation (EC) No. 1907/2006 | Current ECHA Candidate List: JUNE 2022 (224) Candidate List Declared Against: JUNE 2022 (224) Does not contain REACH SVHC |
| Halogen Content | Not Low Halogen - contains Br or Cl > 900 ppm. |
| Solder Process Capability | Not applicable for solder process capability |

Product Compliance Disclaimer

This information is provided based on reasonable inquiry of our suppliers and represents our current actual knowledge based on the information they provided. This information is subject to change. The part numbers that TE has identified as EU RoHS compliant have a maximum concentration of 0.1% by weight in homogenous materials for lead, hexavalent chromium, mercury, PBB, PBDE, DBP, BBP, DEHP, DIBP, and 0.01% for cadmium, or qualify for an exemption to these limits as defined in the Annexes of Directive 2011/65/EU (RoHS2). Finished electrical and electronic equipment products will be CE marked as required by Directive 2011/65/EU. Components may not be CE marked. Additionally, the part numbers that TE has identified as EU ELV compliant have a maximum concentration of 0.1% by weight in homogenous materials for lead, hexavalent chromium, and mercury, and 0.01% for cadmium, or qualify for an exemption to these limits as defined in the Annexes of Directive 2000/53/EC (ELV). Regarding the REACH Regulation, the information TE provides on SVHC in articles for this part number is based on the latest European Chemicals Agency (ECHA) 'Guidance on requirements for substances in articles' posted at this URL: <https://echa.europa.eu/guidance-documents/guidance-on-reach>

Compatible Parts

| | | | |
|---|--|--|---|
|  <p>TE Part # 6-1415035-1 RT78726</p> |  <p>TE Part # 2022104-1 XT17017</p> |  <p>TE Part # 1860200-1 RT7872P</p> |  <p>TE Part # 1-1415037-1 PTMU0524</p> |
|  <p>TE Part # 6-1415036-1 PTML0524</p> |  <p>TE Part # 3-1415036-1 PTMG0524</p> |  <p>TE Part # 1860306-1 RT78725</p> |  <p>TE Part # 3-1415037-1 PTMV0524</p> |



Also in the Series |

Documents

CAD Files

[3D PDF](#)

[3D](#)

[Customer View Model](#)

[ENG_CVM_CVM_1887101-3_A.2d_dxf.zip](#)

English

[Customer View Model](#)

[ENG_CVM_CVM_1887101-3_A.3d_igs.zip](#)

English

[Customer View Model](#)

[ENG_CVM_CVM_1887101-3_A.3d_stp.zip](#)

English

By downloading the CAD file I accept and agree to the [Terms and Conditions](#) of use.

Datasheets & Catalog Pages

[Interface Plug-in Relay XT](#)

English

[Accessories - Power Relay XT](#)

English

Product Specifications

[Definitions, Handling, Processing, Testing and Use of Relays](#)

English

Agency Approvals

[VDE Certificate](#)

English